

Control device UniControl

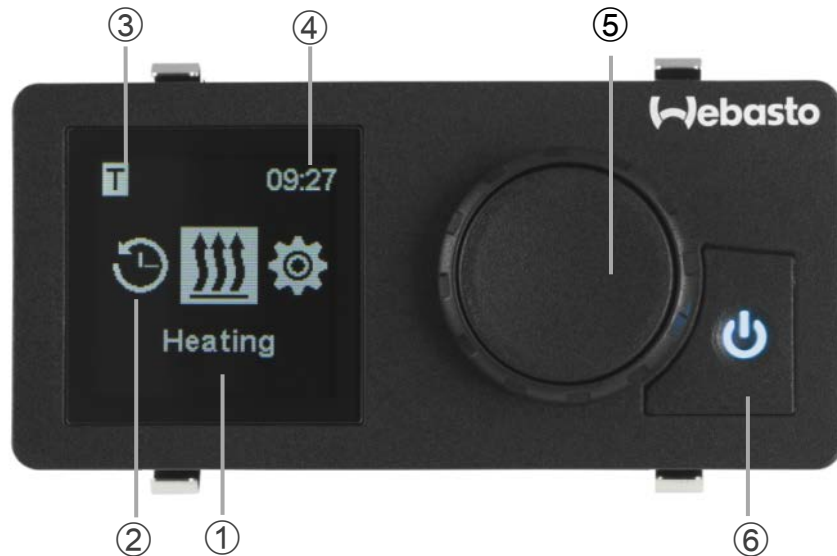


Product information

Webasto Thermo & Comfort SE

UniControl

Overview version "Unicontrol"



- ① Menu item description
- ② Menu icon
- ③ Activated timer
- ④ Time
- ⑤ Control button
- ⑥ Instant start button / status led

Intended use: Pre-selection timer UniControl for the operation of analog and WBus compatible Webasto air- and water heaters

- Key features:
- Downward compatible to pre-selection timer 1531
 - Analog switching input (push button)
 - Instrument lighting
 - Ignition plus
 - ADR

- **Automatic heater detection**

Time savings through the omission of the manual heater selection. A false selection of the heater and the associated troubleshooting is prevented. This is subject to the condition that the heating device supports the automated detection as well.

- **Compatible to vehicles with mounting slot for control units**

Flush-mounted installation

- **7-days-autotimer**

With the installed autotimer up to 3 different timer slots can be pre-programmed per day. The simple menu lets you generate individual start and stop times. All programmed and activated start-stop times can be seen in the overview function.

- **No Unibox required**

Cost- and time savings in the application (depending on the application)

- **Control unit for robust usage**

Durable rotary-push button with ribbed rotation ring and large instant start button

- **Downward compatible (delivery scope UniControl Timer 1531)**

Direct replacement of old or defect pre-selection timer 1531. The included adapter cable allows for the plug & play replacement without any electrical or mechanical modification.

- **Vehicle dependent instrument lighting (terminal 58)**

Automatic adjustment of the UniControl background illumination via the vehicle (terminal 58). In case of an active terminal 58 signal the illumination of the Unicontrol (display and LED) is controlled by the vehicle's PWM signal. If pin 9 is connected to plus (terminal 30) the illumination of display and LED is always on. The brightness of display and LED is dependent on the UniControl user settings.

- **Ignition plus (terminal 15)**

When the vehicle ignition is switched to ON the maximum heating duration is requested. When the ignition is switched to OFF a residual time of 15 minutes ensures the interior temperature when briefly leaving the vehicle (e. g. delivery van).

- **ADR**

The UniControl can be used in ADR-vehicles. The function ADR can be activated in the service settings at the initial installation. According to the ADR-requirements the timer menu is no longer accessible.

- **Comfortable control concept**

Fast and intuitive operation thanks to the large display and the rotary-push button. The self-explanatory and multilingual user menu (20 languages) allows for easy configuration.

Heater compatibility

UniControl

Supported heater	UniControl display view (to be selected at initial start-up)	W-Bus	Analog
Thermo Top Z/C/E	<i>TT-Z/C/E HS</i>		•
Thermo Top Evo	<i>TT-Evo</i>	•	
Thermo Top Pro 60	<i>Thermo Pro 50/90</i>	•	
Thermo Pro 50 Eco	<i>Thermo Pro 50/90</i>	•	
Thermo Pro 50 Eco	<i>Thermo Pro 50/90 HS</i>		•
Thermo Pro 90	<i>Thermo Pro 50/90</i>	•	
Thermo Pro 90	<i>Thermo Pro 50/90 HS</i>		•
Thermo 90 ST	<i>Thermo 90 ST HS</i>		•
Air Top 2000 ST	<i>AT2000ST HS</i>		•
Air Top 2000 STC	<i>AT2000STC</i>	•	
Air Top Evo 40 / 55	<i>AT40/55</i>	•	
Air Top Evo 3900 / 5500	<i>Air Top Evo 3900/5500</i>		•
Thermo E200/320	<i>Thermo E200...320</i>		•
Thermo 230/300/350	<i>Thermo 230...350</i>		•
Thermo S230/S300/S350/S400	<i>Thermo S230...S400</i>		•
Thermo Top Pro 120 / 150	<i>Thermo Top Pro 120/150</i>	•	

Technical data

Weight	55 g
*Operating temperature range	-40 to +70 °C
Storage temperature range	-40 to +90 °C
Heater connection	W-Bus / analog
Nominal voltage	12 V / 24 V
Operating voltage range	10 V to 33 V
Standby current	0,8 mA
Max. permanent output current	500 mA (overload detection)
Protection class	IP52

*At temperatures below -20 °C the protective function of the UniControl display is active. Display and background illumination are switched off, the heating status is indicated by the status LED. The heater can still be tuned on and off by the instant start button.

Automatic detection of W-Bus heaters

Automatic heating device recognition is used to simplify the application and the installation of a WBus compatible heating device with a UniControl control unit. It is not necessary to select a heater during initial installation

Functionality: The individual characteristics of the heating unit are requested by UniControl via the WBus during initial start-up and after interruption of the voltage supply. The data transmitted by the heater (heating command with identification features and device name) enable operation without further manual settings.

A prerequisite for this is that the heater also supports the automatic detection. First compatible heater will be AT2000 STC (ongoing product modification; SOP 08/2017)


If the automatic heater detection is not supported by the connected heater, the heater can be selected manually. If the UniControl detects the connection of an analogue or a WBus heater without automatic detection, the corresponding menu for manual heater selection is displayed (similar to heating device selection of the control element MultiControl).

Status	LED	
Heating	Green	Permanent
Ventilating	Blue	Permanent
Heater off – ready state	White	Permanent
Error	Red	Flashing
Activated timer (heating)	Green	Flashing
Activated timer (Ventilating)	Blue	Flashing

If the user does not enter any input within a period of 60 seconds, and the heater is off, the control is set to rest (display and LED go out).


Comparison

Timer 1531 1/2

Technical data		
Product name	Pre-selection timer 1531 (water) Combination timer 1531 (air)	UniControl
Size in mm (D x W x H)	43,7 x 88,6 x 41,6 46,5 x 88,6 x 41,6 (Comb. timer)	30,6 x 88,6 x 41,6
Weight [g]	80	55
Nominal voltage [V]	12 / 24	12 / 24
Operating temperature range [°C]	-40 to +75	-40 to +70
Standby current[mA]	1,5	0,8
Max . permanent switching current [mA]	400	500
Heater connection	Analog	W-Bus / Analog
Display	Segment display; background illumination	128 x 128 Pixel; background illumination (white)
Color of casing	Black (RAL 9005)	Black (RAL 9011)

Comparison

Timer 1531 2/2

Functions		
Product name	Pre-selection timer 1531 (water) Combination timer 1531 (air)	UniControl
Error code display	Text display	Text display
Status LED	-	● (multicolored)
Programmable time	3	21
Activatable timer	1	1
Forward planning (timer)	7 days	7 days
Heating/ventilation	●/-	●/●
Programmable instant start button	-	Heating/ventilating/operating time/modes
User menu	-	multilingual
Kl. 58, instrument illumination	On/Off only	Dependent on input signal / PWM
Kl. 15, Ignition plus	●	●
Switching input (push button)	●	●
Switching output	●	●
ADR	Via ADR-Input	Via service menu (UniControl)